


# CANON

## HOW TO SHOOT LANDSCAPE PHOTOS WITH **CANON CAMERA CONNECT APP**


*This infographic shows you how Canon's Camera Connect app helps you shoot remotely, adjust settings and transfer images wirelessly to give you the best possible landscape shots, as well as allowing you to be in your own photos without assistance.*



*Cara is a blogger who seeks out Instagram-worthy places with wide landscapes. Sometimes she needs to capture a shot while also being in it, but there is no one to help. The Canon Camera Connect app enables her to overcome this problem.*

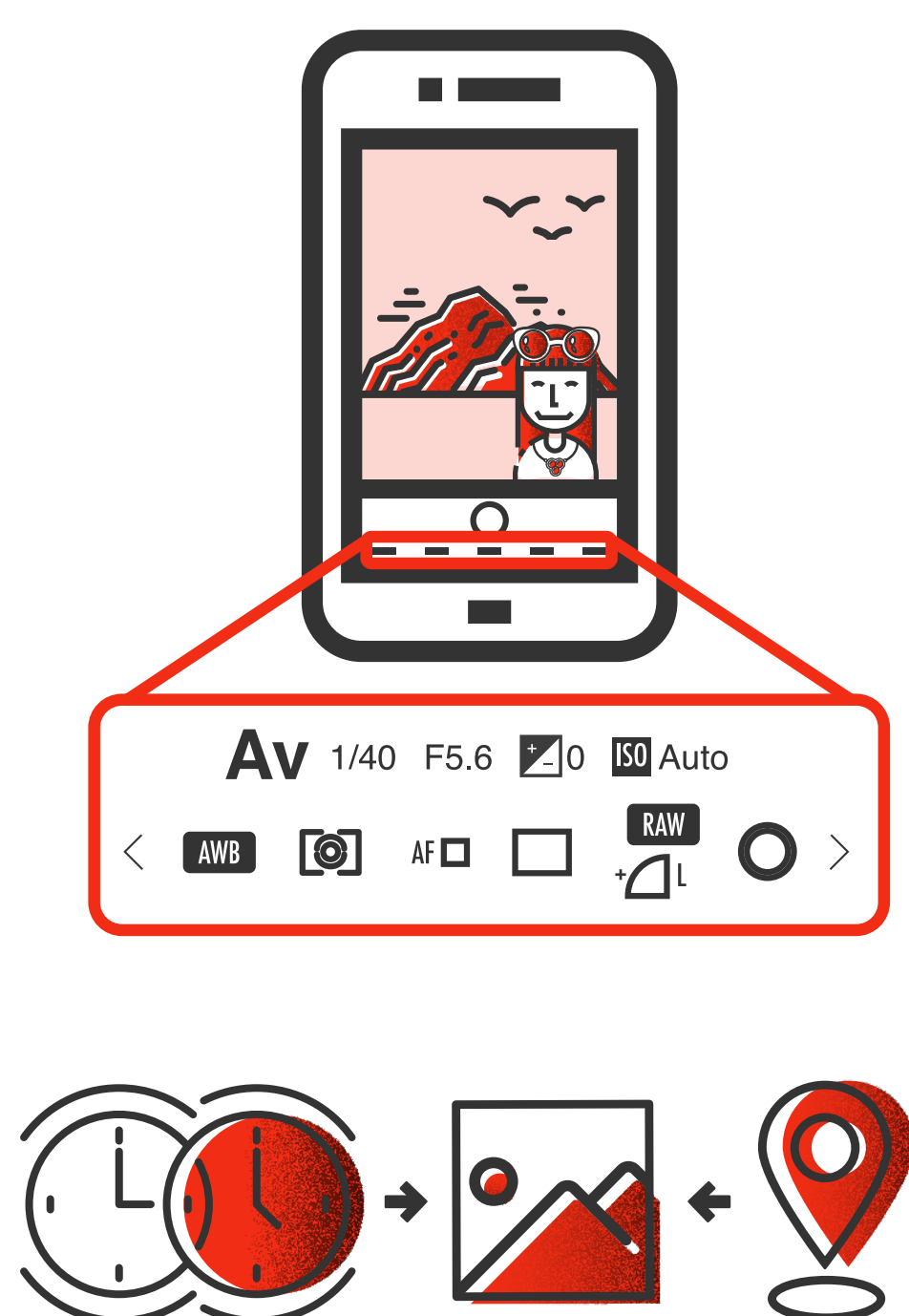
### REMOTE SHOOTING

- » The Remote Live Shooting mode on the Canon Camera Connect App allows Cara to activate the shutter button, meaning she does not require help from another person.



### CAMERA SETTINGS ADJUSTMENTS

- » With the Canon Camera Connect app, Cara can also adjust the camera's most frequently used settings.



### WIRELESS TRANSFER

- » With her Canon camera and smart device set up and wirelessly connected, Cara can view and transfer her landscape images wirelessly from her camera to smart device with an option to upload.
- » Cara can also delete images within the Canon Camera Connect app.

